
**2022-2023
Annual Report**

Diller-Odell Public Schools



*Empowering the Griffin Community to achieve
life-long success in the world.*

PURPOSE OF THIS REPORT

The 2022-2023 Annual Report is submitted to the patrons of Diller-Odell Public Schools in accordance with the accreditation rules set forth by the Nebraska Department of Education. The annual report provides patrons with information regarding our school demographics, student achievement, and financial information. This report highlights some of the challenges and accomplishments in our district.

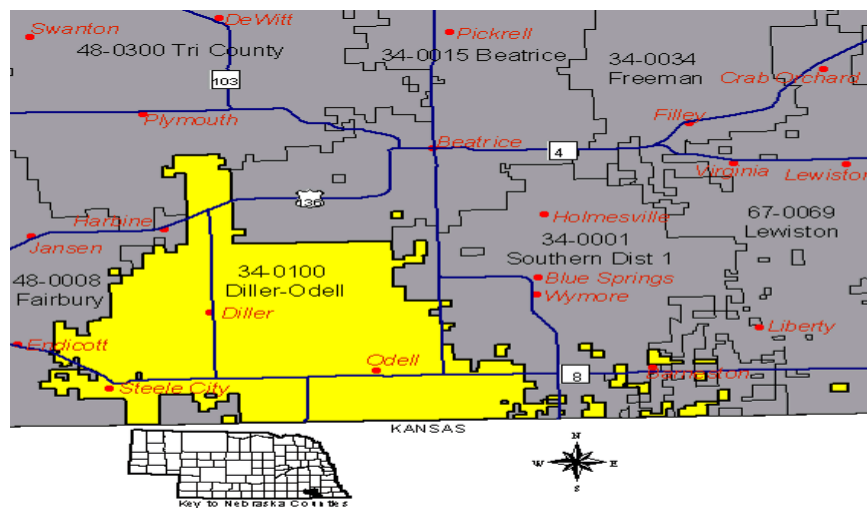
NEBRASKA EDUCATION PROFILE

More information about Diller-Odell Public Schools 2022-2023 academic year can be found on the Nebraska Education Profile at <http://nep.education.ne.gov>.

- 1) **Select a School or District.**
- 2) Scroll down to **Diller-Odell Public Schools** in the **District Name** box.
- 3) Click on **DILLER-ODELL PUBLIC SCHOOLS**.
- 4) Informational choices are on the top and right tabs of the page.

DESCRIPTION OF THE DISTRICT

Diller-Odell Public Schools is a consolidated district organized on April 2, 2000. The Diller and Odell communities are twelve miles apart and the district covers approximately 170 square miles in southern Gage and Jefferson Counties. Community members are dedicated to a quality education for their children. Twice patrons approved a levy override. Nearly 75% of receipts come from local taxes, and nearly 70% of the budget is appropriated for instructional use.



DILLER-ODELL PUBLIC SCHOOLS

DISTRICT MISSION STATEMENT

Empowering the Griffin Community to achieve life-long success in the world.

BOARD OF EDUCATION

Angie Clifford
Dusty Duis

Adam Engelman
Paul Kostal

Kolin Kotas
Kasey Murphy

SCHOOL IMPROVEMENT GOALS

- All students will improve proficiency in reading comprehension.
- All students will improve their writing skills by implementing writing across the curriculum.

BELIEF STATEMENTS

- Students will show responsibility, self-control, and good citizenship, while recognizing and respecting diversity among people and ideas.
- Students will become lifelong learners, positive contributors to society, and problem solvers in an ever-changing world.
- Students will believe in their abilities, recognize their accomplishments, learn from their experiences, and continue to set new goals.
- Students will effectively exhibit cooperation and competitiveness in group settings.

CERTIFIED STAFF

Faculty Members	Education Level	Years Experience	Position
Mike Meyerle	Ed.S.	33	Superintendent
Matt Mezger	M.A.	18	PK-12 Principal
Rita Becker	M.A.	20	Guidance Counselor
Abigail Kostal	M.A.	8	Preschool
Patty Heble	B.A.	26	Kindergarten Teacher
Jeanne Skidmore	B.A.	34	First Grade Teacher
Janel Hynek	B.A.	27	Second Grade Teacher
Karlee Haecker	B.A.	5	Third Grade Teacher
Carly Vitosh	M.A.	7	Fourth Grade Teacher
Reba Hestermann	M.A.	8	Fifth Grade Teacher
Dylan Hinrichs	B.A.	5	Sixth Grade Teacher
Michelle Weyer	M.A.	10	K-6 Special Education Teacher
Stacy Hennerberg	B.A.	31	Elementary Reading/Math Interventions
John Denner	B.A.	29	Title Teacher
Garrett Easley	B.A.	4	K-12 Band/Vocal Teacher
Jordie Theye	B.A.	6	Media Specialist
Chris Schluter	M.A.	12	Health/P.E. Teacher
Amy Coufal	M.A.	23	School Improvement/Technology
Terry Arnold	M.A.	29	7-12 Science Teacher
Devin Garcia	B.A.	10	7-12 Science Teacher
John Mohr	B.A.	26	7-12 Social Studies Teacher
Corinna Oberembt	M.A.	12	7-12 Social Studies Teacher
Eric McMurray	M.A.	33	7-12 Mathematics Teacher/AD
Deena Day	M.A.	29	7-12 Mathematics Teacher
Jacki Smith	B.A.	23	7-12 Special Education Teacher
Michelle Goeking	M.A.	8	7-12 Special Education Teacher
Pam Kostal	M.A.	10	9-12 English Teacher
Justin Larsen	B.A.	17	7-8 English Teacher
Brooke Lienemann	B.A.	3	K-12 Art Teacher
Tanner Nun	B.A.	1	Agriculture Education Teacher
Lisa Bohling	B.A.	38	7-12 Business Teacher

Abbreviation	Degree
B.A.	Bachelor's Degree
M.A.	Master's Degree
Ed.S.	Education Specialist
Ed.D.	Doctor of Education


CLASSIFIED STAFF

Faculty Members	Position
Andrea Humphreys	Clerical Staff
Renee Hroch	Clerical Staff
Dawn Ebeling	Clerical Staff
Susan Lawton	Paraprofessional
Marica Duerksen	Paraprofessional
Cindy Stohs	Paraprofessional/Bus Driver
Hannah Oberembt	Paraprofessional
Josie Vitosh	Paraprofessional
Kristie Sutton	Paraprofessional
Shannon Novotny	Paraprofessional
Katey Rughe	Paraprofessional
Joyce Carpenter	Custodian
Joyce Kostal	Custodian
Keith Craig	Custodian
Jennifer Wendland	Cook
Phyllis Leseberg	Cook
Heather Rupprecht	Cook
Cathy Bures	Cook
George Rempel	Bus Driver
Marlene Wolken	Bus Driver
Bill Behrends	Bus Driver
Rick Wallinger	Bus Driver
Carol Clark	Bus Driver
Stephanie Meyerle	Small Vehicle Driver
Brittney Kotas	School Nurse

ENROLLMENT FIGURES

Compiled on October 7, 2022			
Grade	Male	Female	Total
PK	12	4	16
K	7	9	16
1	11	5	16
2	10	6	16
3	11	8	19
4	8	9	17
5	5	7	12
6	10	11	21
Elementary School	74	59	133
7	4	10	14
8	9	7	16
9	8	10	18
10	9	10	19
11	10	7	17
12	9	5	14
Jr./Sr. High School	49	49	98
District	123	108	231

ENROLLMENT FIGURES PK-12



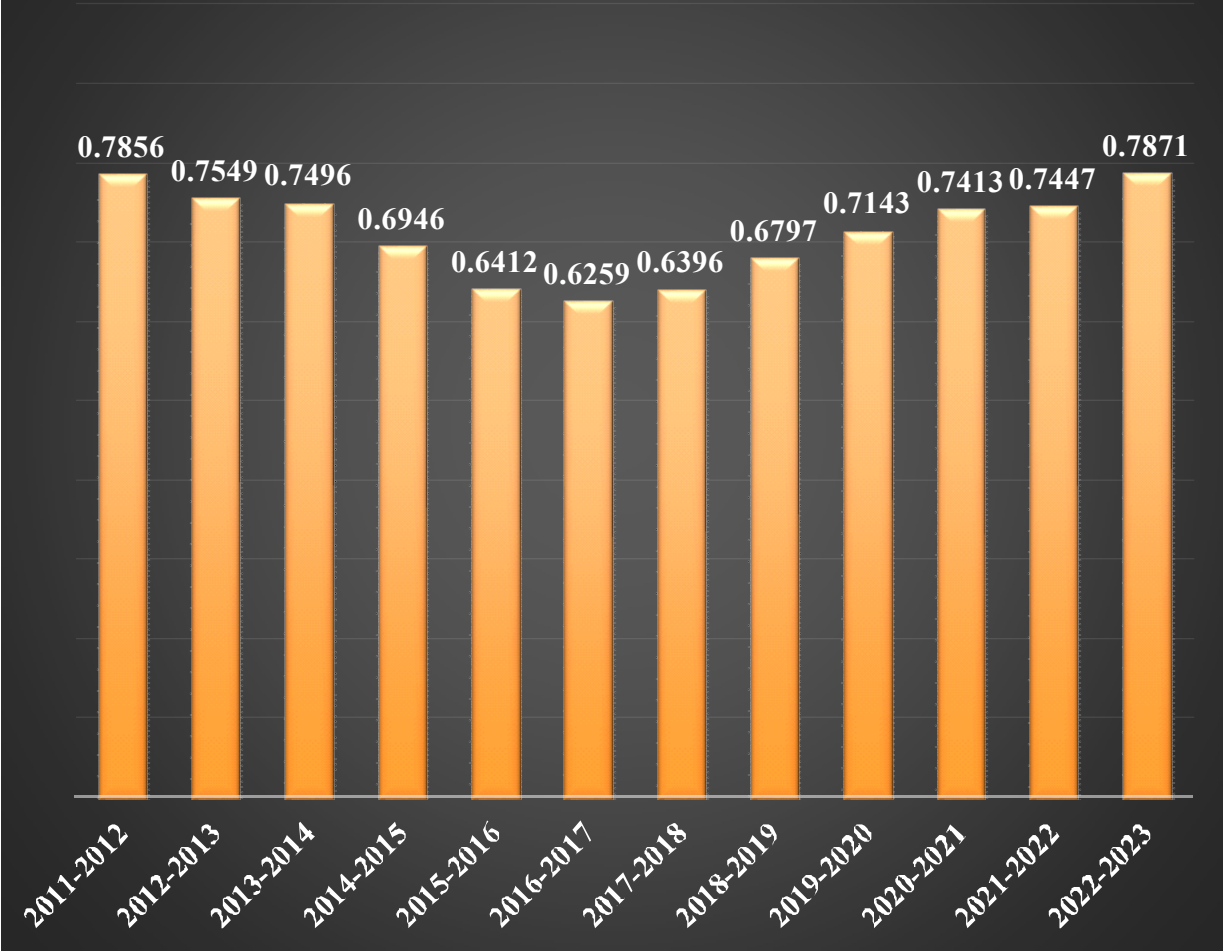
2022-2023 BUDGET INFORMATION

Diller-Odell Public Schools continues to have a low mill levy, while operating a fiscally responsible budget with little state aid. The Diller-Odell Public Schools tax requirement for the 2022-2023 school year was \$4,719,494. The 2022 valuation of \$599,579,338 increased \$2,159,856 over the 2021 valuation of \$597,419,482.

LEVY COMPARISON INFORMATION

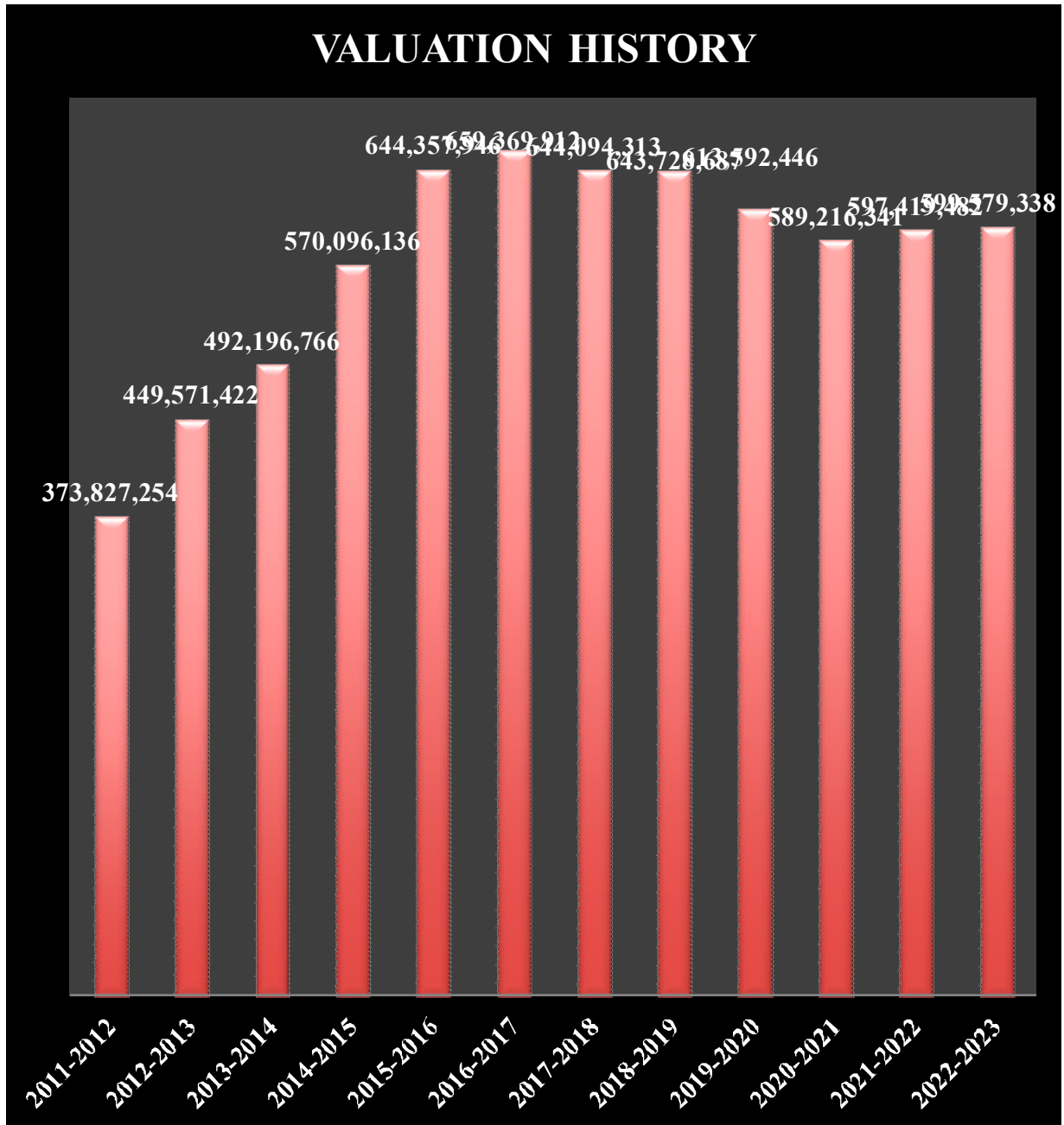
	2011-2012	2012-2013	2013-2014	2014-2015	2015-2016	2016-2017	2017-2018	2018-2019	2019-2020	2020-2021	2021-2022	2022-2023
General	.7835	.6875	.6856	.6149	.5707	.5662	.5785	.5621	.5909	.6128	.6179	.6607
Special Building	.0020	.0674	.0640	.0797	.0705	.0597	.0611	.1176	.1234	.1285	.1268	.1263
Total	.7856	.7549	.7496	.6946	.6412	.6259	.6396	.6797	.7143	.7413	.7447	.7871

LEVY HISTORY

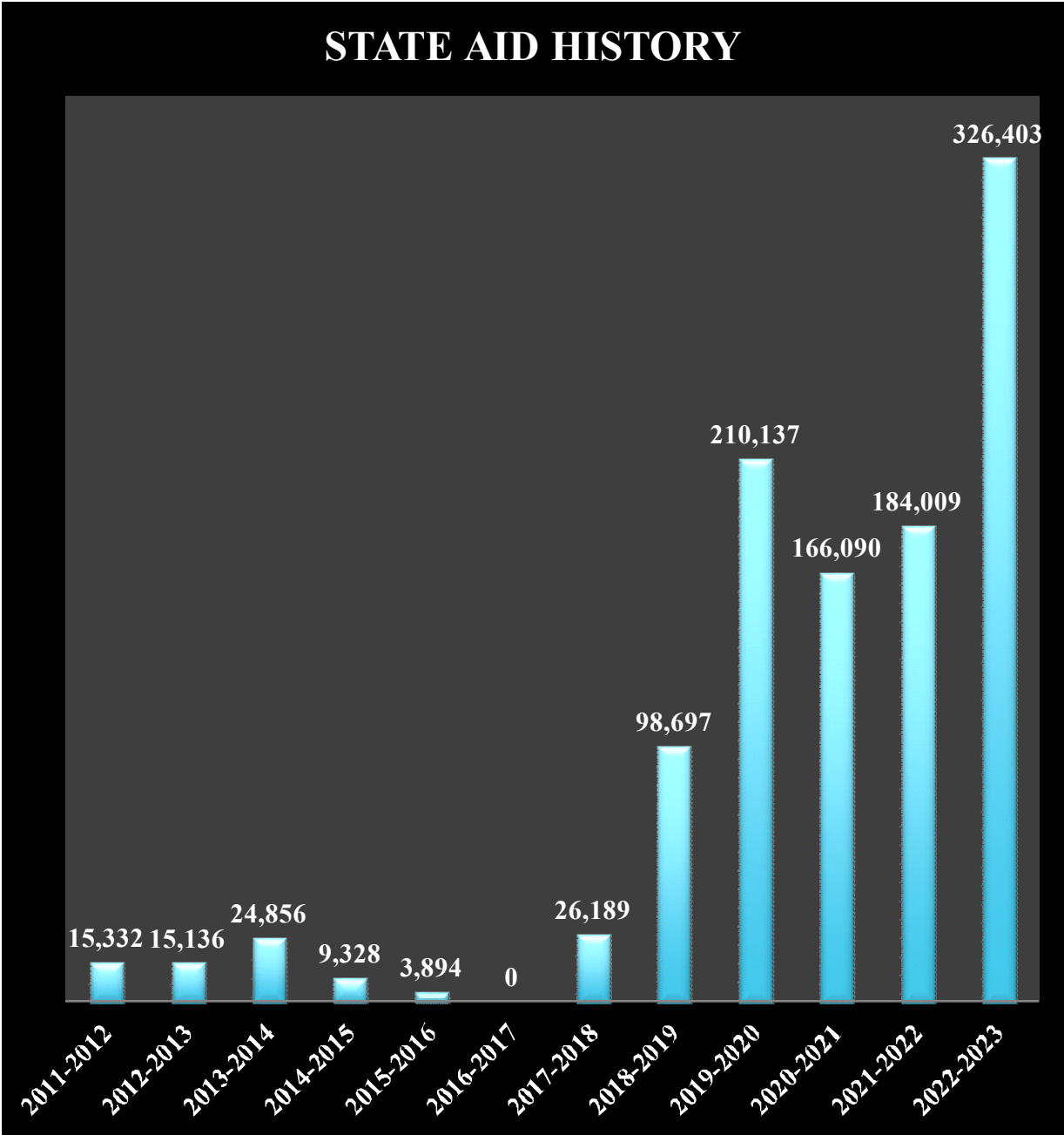


2022 VALUATIONS

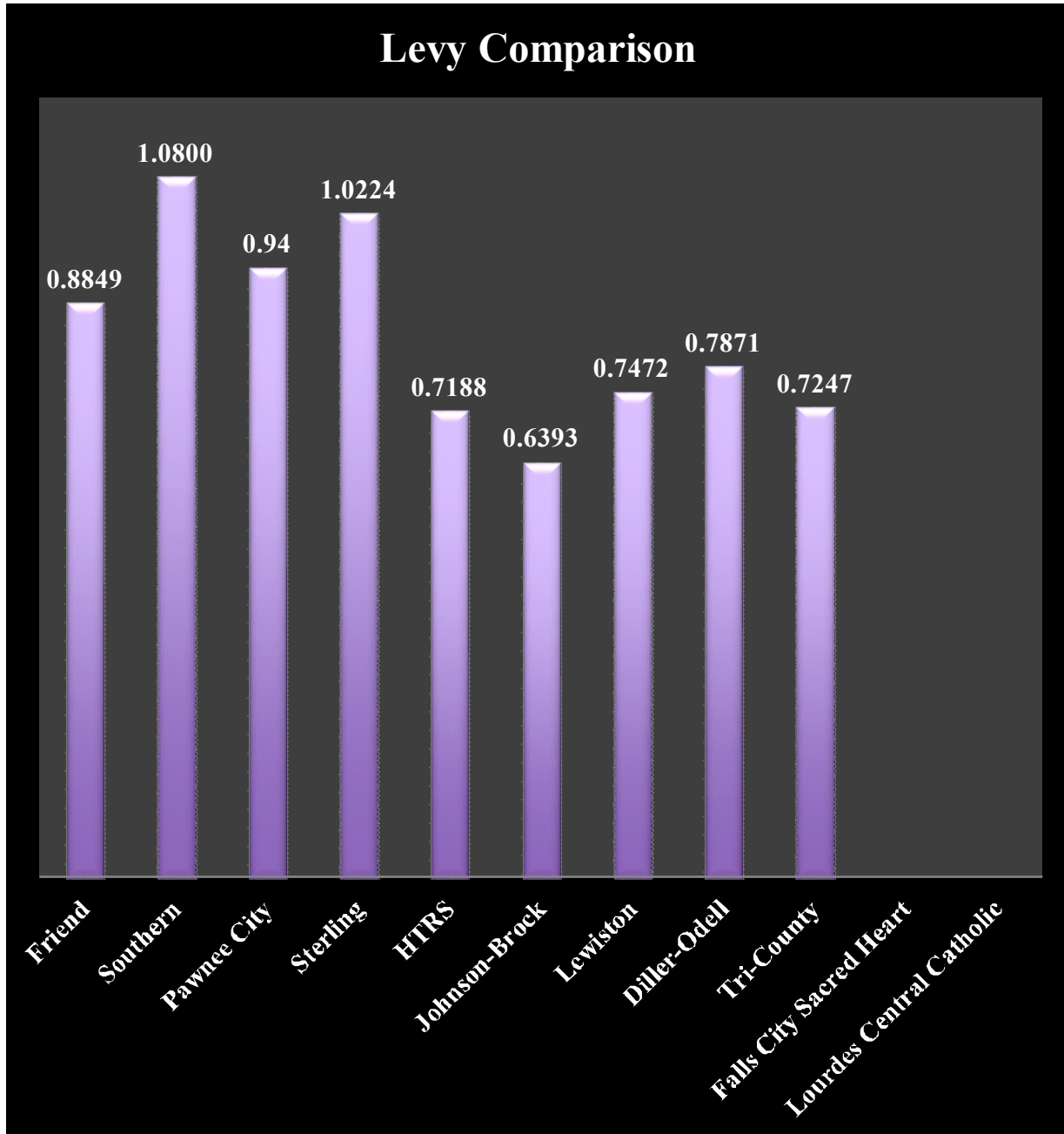
County	2022
Gage County	\$334,828,343
Jefferson County	\$264,117,600
Pawnee County	\$633,395
Total	\$599,579,338



DILLER-ODELL PUBLIC SCHOOLS STATE AID HISTORY



PIONEER CONFERENCE LEVY COMPARISON



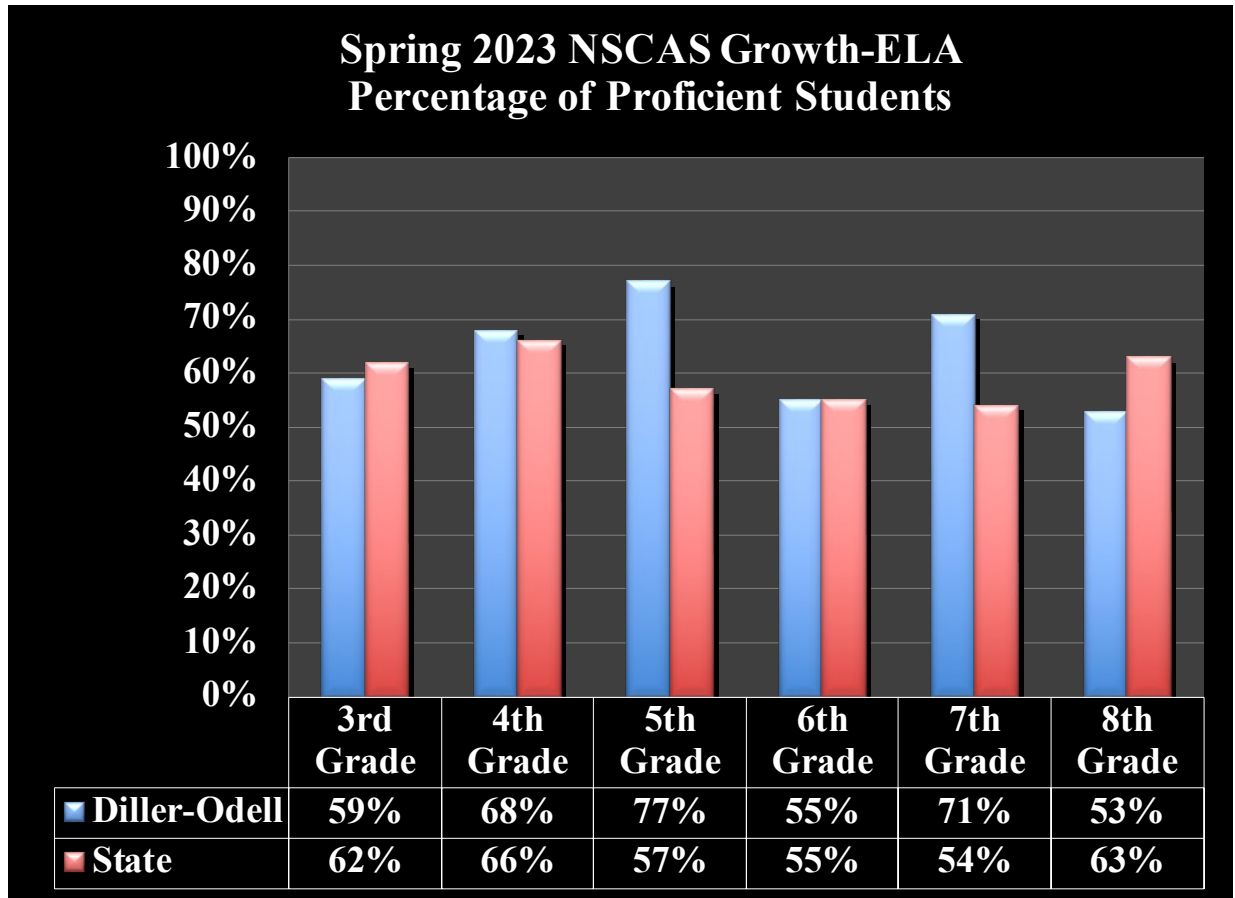
***Please Note:** Falls City Sacred Heart and Lourdes Central Catholic are parochial schools (Parochial schools require students/families to pay tuition to receive a formal education).

2022 PIONEER CONFERENCE VALUATIONS

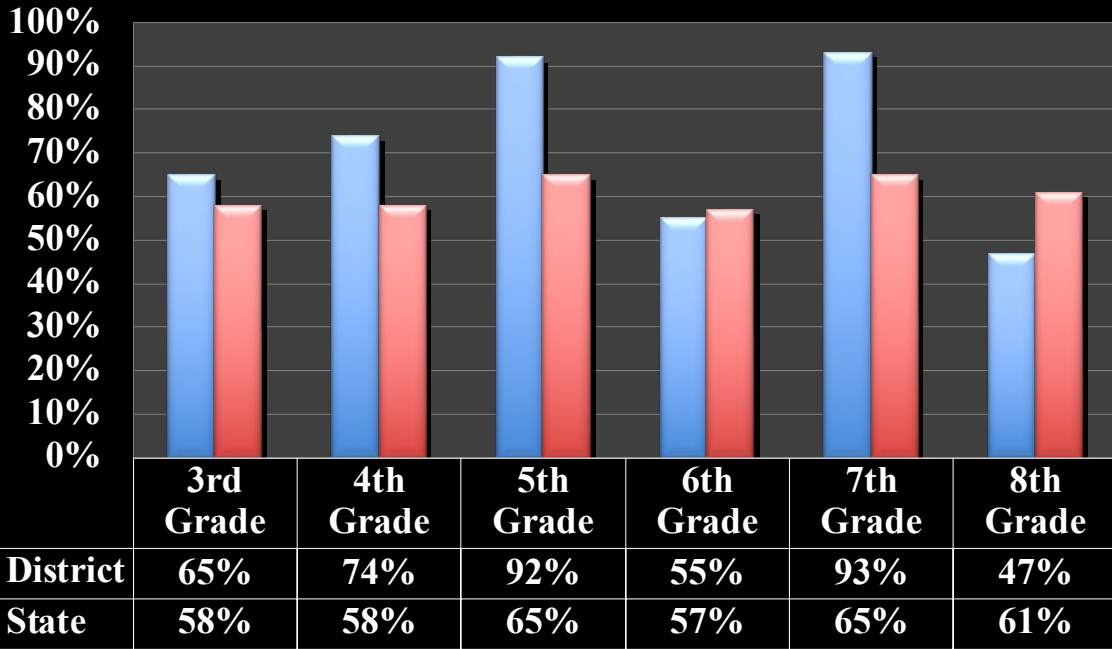
Friend	Southern	PC	Sterling	HTRS
\$459,891,612	\$401,190,794	\$352,871,041	\$331,415,224	\$826,042,063
JB	Lewiston	DO	TC	
\$465,850,857	\$457,820,451	\$599,579,338	\$920,256,092	

NEBRASKA STUDENT-CENTERED ASSESSMENT SYSTEM (NSCAS)

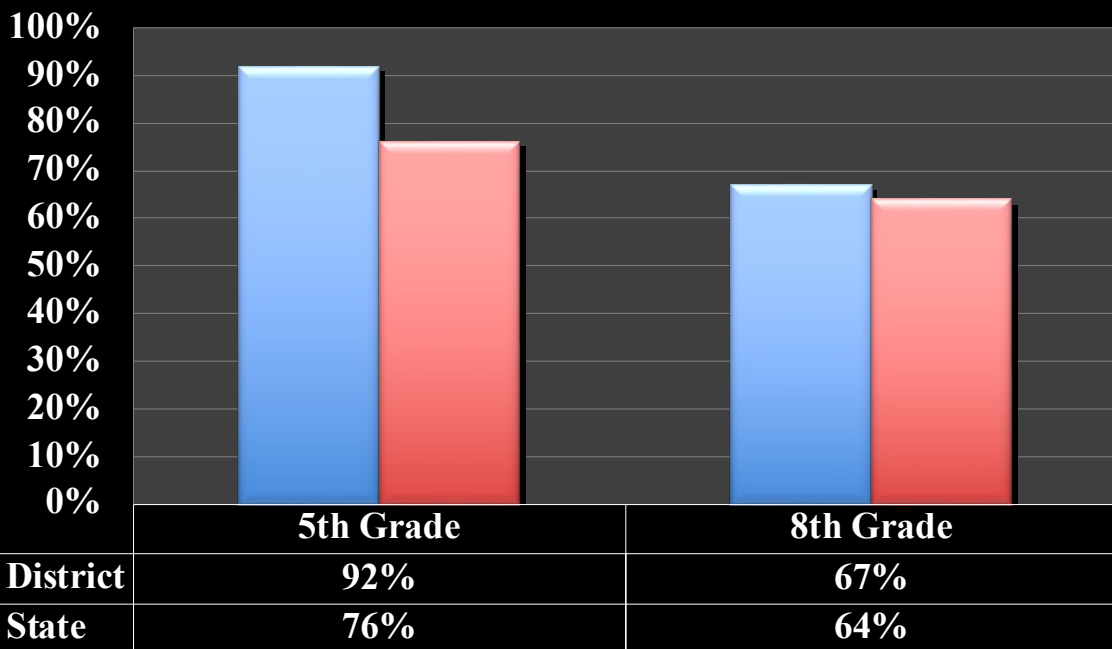
The Nebraska Student-Centered Assessment System (NSCAS) is the new statewide assessment system, which follows Nebraska’s initiatives to prepare students for success in postsecondary education, career and civic life. NSCAS General assessments are given in English Language Arts (ELA) and Mathematics annually in grades 3-8 and in Science annually in grades 5 and 8. All third year cohort students (typically juniors) at Diller-Odell take the ACT.



2023 Spring NSCAS Growth-Mathematics Percentage of Proficient Students



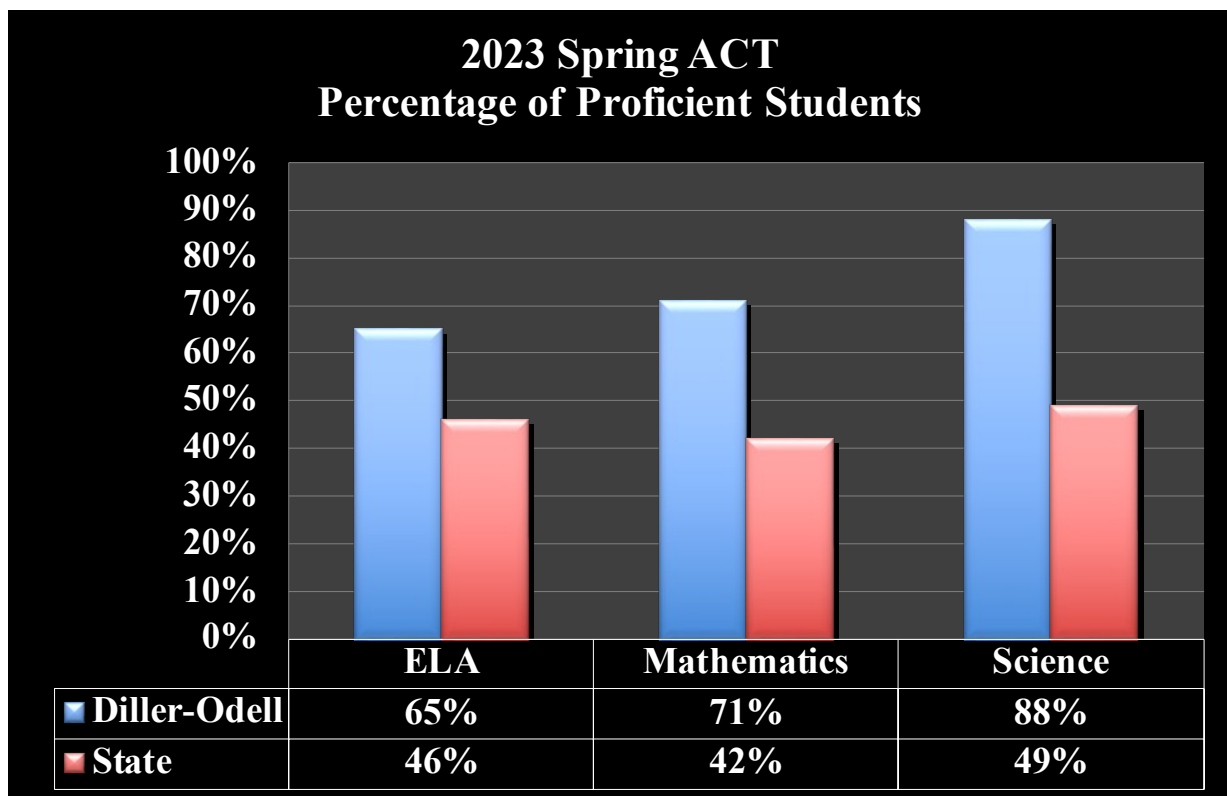
2023 Spring NSCAS-Science Percentage of Proficient Students



NSCAS AMERICAN COLLEGE TESTING (ACT)

		2017	2018	2019	2020*	2021	2022	2023
English	District	18.8	21.6	21.7	21.4	18.1	17.2	19.9
	State	18.4	18.4	18.4	18.5	17.8	17.7	17.6
Mathematics	District	21.6	22.0	23.9	19.7	18.3	18.5	20.2
	State	19.4	19.3	19.3	19.2	18.0	18.6	18.6
Reading	District	18.6	20.5	21.7	22.8	18.2	17.8	18.9
	State	19.5	19.5	19.5	20.1	19.1	18.9	19.0
Science	District	20.7	22.2	21.1	22.4	19.2	19.4	21.4
	State	19.5	19.7	19.5	19.8	18.3	19.0	19.1
Composite	District	20.0	21.8	22.1	21.8	18.6	18.3	20.1
	State	19.3	19.4	19.3	19.5	18.8	18.6	18.7

*ACT administered in the Fall of 2020 due to COVID closure in the Spring



Please feel free to contact me with any questions that you might have regarding the 2022-2023 Annual Report.

Mike Meyerle, Superintendent